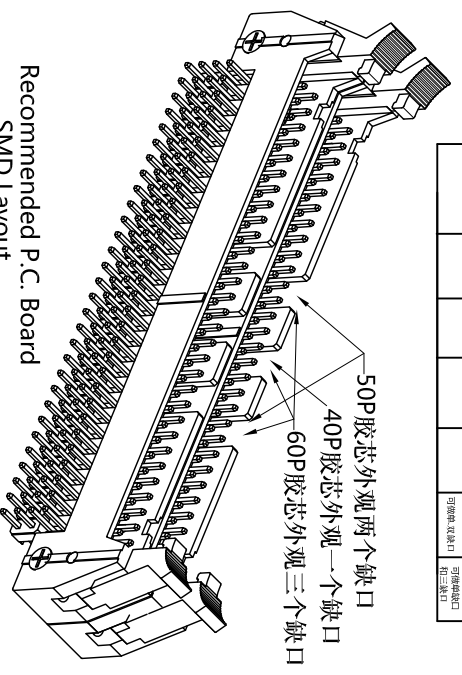
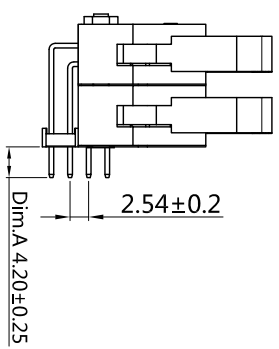
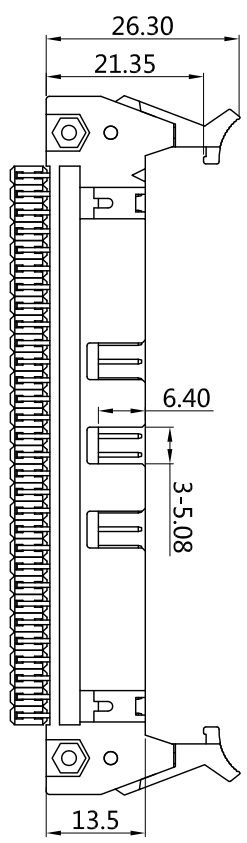
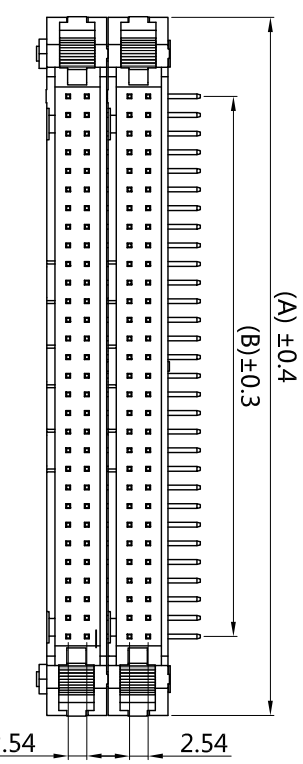


A								
---	--	--	--	--	--	--	--	--

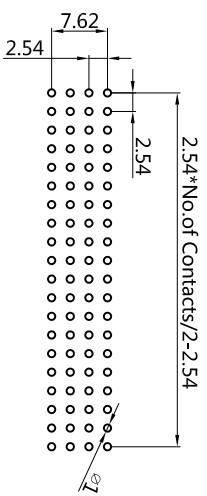


CONTACTS	8 pin	10 pin	14 pin	16 pin	20 pin	24 pin
A	29.16	31.70	36.78	39.32	44.40	49.48
B	7.62	10.16	15.24	17.78	22.86	27.94

CONTACTS	26 pin	30 pin	34 pin	40 pin	50 pin	60 pin
A	52.02	57.10	62.18	69.80	82.50	95.20
B	30.48	35.56	40.64	48.26	60.96	73.66

Recommended P.C. Board  
SMD Layout



**(RoHS Compliant)**

**LH7 X - XX RL BK X D01C**

1. Insulator material: 5. Contact Plated:  
 A=PBT N=PA6T T=Matte Tin over Nickel  
 L=LCP P=PA9T W=Matte Tin over nickel 150µ"  
 Y=Circuits:10-60PIN V=Bright Tin over Nickel  
 3. Tail Style: C=Gold Flash J=Gold 10µ" , Matte Tin 100µ"  
 RL=90° Long ears F=Gold Flash, Matte Tin 100µ"  
 4. Color: A=Gold 3µ" L=Gold 15µ" M=Gold 15µ" , Matte Tin 100µ"  
 BK=Black D=Gold 5µ" U=Gold 30µ" V=Gold 30µ" Matte Tin 100µ"

6.Special Options  
 H = contact point 1 µm  
 E=Gold 5µ" , Matte Tin 100µ"  
 G=Gold 10µ"  
 J=Gold 10µ" , Matte Tin 100µ"  
 L = Gold 15µ"  
 M=Gold 15µ" , Matte Tin 100µ"  
 U = Gold 30µ"  
 V=Gold 30µ" Matte Tin 100µ"

7. Packing:  
 A=Bag B=Tube  
 C=Tray E=Cap+Reel

<p>东莞市震升电子有限公司 DONG GUAN ZHEN SHENG ELECTRONICS CO., LTD</p>		PART NO.		LH7X-XXRLBKXD01C		X ±0.30		.XX ±0.20		.XXX ±0.1	
BOM		DRAWING NO		ZS-11001-N		EDITION: A1		ITEM: LH7		SCALE:1:1	
3:1LH7N-BKELC2/LH7-JSZ-C28		DRAWN BY		Deng Jin Quan		2022-11-29		UNIT:M.M		APPROVAL BY	
TEL:0769-85305015 FAX:0769-85845060		Chen xiao guang		2022-12-01							