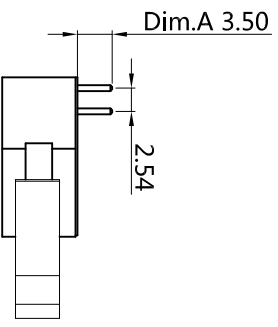
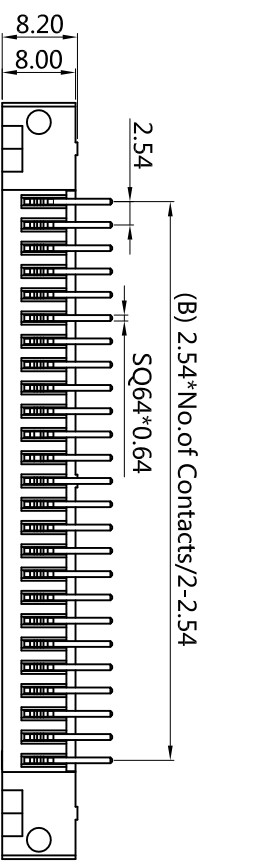
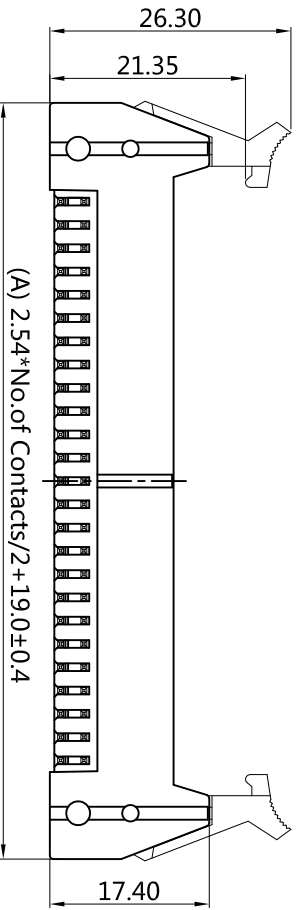
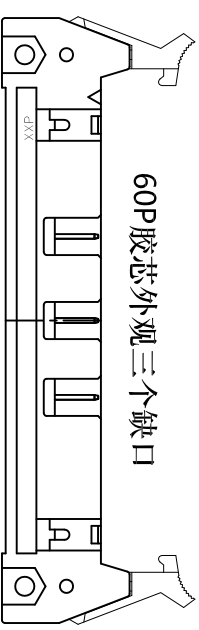


1	2	3	4	5	6	7	8
---	---	---	---	---	---	---	---

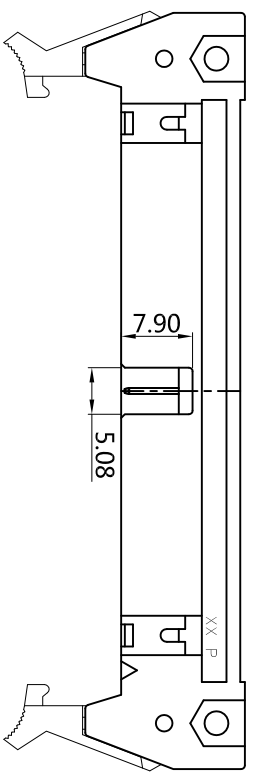
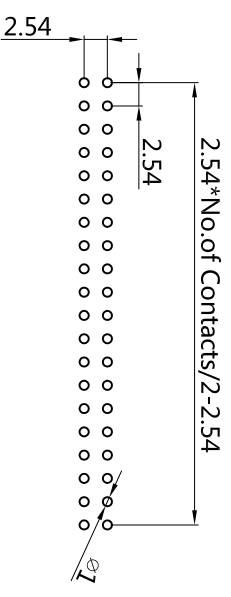


CONTACTS	8 pin	10 pin	14 pin	16 pin	20 pin	24 pin
A	29.16	31.70	36.78	39.32	44.40	49.48
B	7.62	10.16	15.24	17.78	22.86	27.94

CONTACTS	26 pin	30 pin	34 pin	40 pin	50 pin	60 pin
A	52.02	57.10	62.18	69.80	82.50	95.20
B	30.48	35.56	40.64	48.26	60.96	73.66



Recommended P.C. Board
SMD Layout



(RoHS Compliant)
LH7 X - XX RL BK X 000 C

1. Insulator material: 5. Contact Plated:
A=PBT N=PA6T T=Matte Tin over Nickel
L=LCP P=PA9T W=Matte Tin over nickel 150µ"
Y=Circuits:10-60PIN V=Bright Tin over Nickel
3. Tail Style: C= Gold Flash J=Gold 10µ" , Matte Tin 100µ"
4. Color: RL=90° Long ears F= Gold Flash, Matte Tin 100µ"
A=Gold 3µ" M=Gold 15µ" , Matte Tin 100µ"
B=Gold 3µ" , Matte Tin 100µ" U= Gold 30µ"
D= Gold 5µ" V=Gold 30µ" Matte Tin 100µ"

6. Special Options
H = contact point 1 µm
E=Gold 5µ" , Matte Tin 100µ"
G=Gold 10µ"
J=Gold 10µ" , Matte Tin 100µ"
L= Gold 15µ" , Matte Tin 100µ"
M=Gold 15µ" , Matte Tin 100µ"
U= Gold 30µ"
V=Gold 30µ" Matte Tin 100µ"

7. Packing:
A=Bag B=Tube
C=Tray E=Cap+Reel



东莞市震升电子有限公司
DONG GUAN ZHEN SHENG ELECTRONICS CO., LTD

BOM	1:LH7N-60BKHC2	DRAWING NO	ZS-11001-N	EDITION: C3	ITEM: LH
	2:SQ064-15/19.8-S-C12	DRAWN BY	Deng Jin Quan	2021-07-24	SCALE:1:1
	3:LH7N-BKELC2/LH7-JSZ-C28	APPROVAL BY	Chen xiao guang	2022-12-01	UNIT:M:M

PART NO.	LH7X-XXRLBKX000C	X	±0.30	XX	±0.20	XXX	±0.1
DRAWING NO	ZS-11001-N	EDITION: C3	ITEM: LH	SCALE:1:1	UNIT:M:M		

TEL:0769-85305015 FAX:0769-85845060