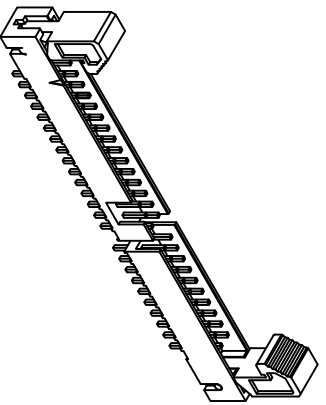
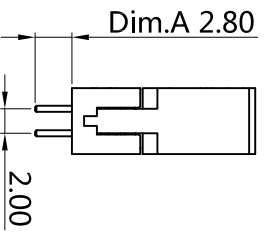
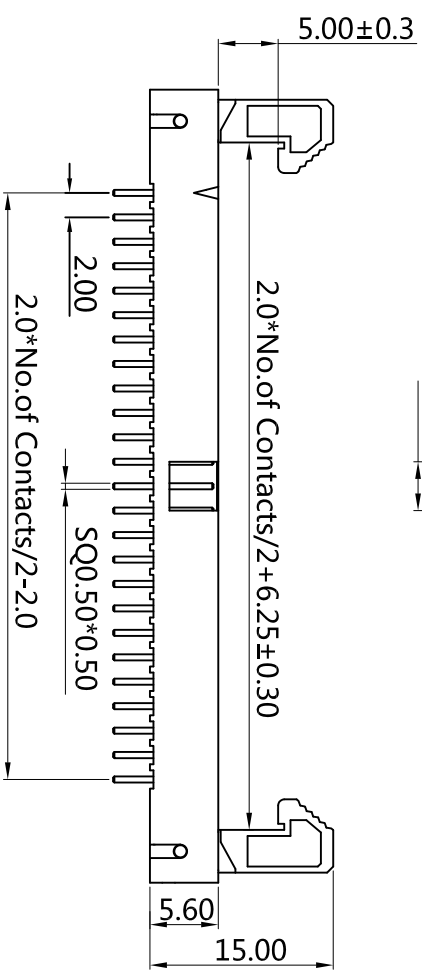
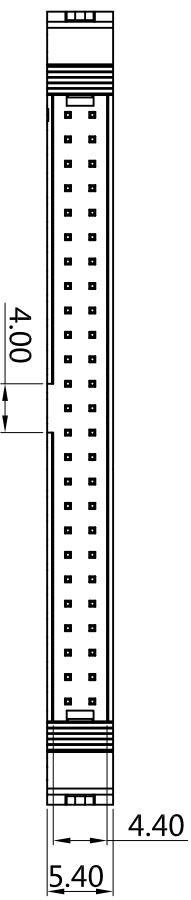
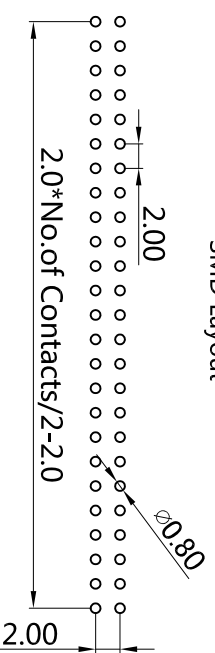
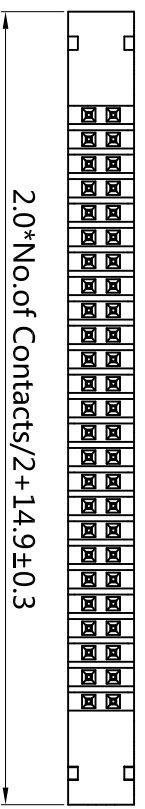


1	2	3	4	5	6	7	8
---	---	---	---	---	---	---	---



Current Rating: 2 Amps
Insulator Resistance: 1000 Megohms min
Dielectric Withstanding: AC 500V
Contact Resistance: 20mΩ MAX
Operation Temperature: -40~+105°C
Max processing temp: 230°C for 60seconds
Max processing temp: 260°C for 10seconds
Contact Material: Brass
Insulator material: Standard: Polyester, UL 94V-0
Standard: PA6T
Finish: nickel plated gold plated



Recommended P.C. Board
SMD Layout

(RoHS Compliant) LH21 X - XX SS BK X 000 X

- Insulator material:
N=PA6T P=PA9T
- Circuits: 8-50PIN
- Tail Style:
SL=Stright long ears
SS=Stright short ears
RL=Right angle long ears
RS=Right angle short ears
DL=SMT Long ears
DS=SMT Short ears
- Color: BK=Black
5. Contact Plated:
T=Matte Tin over Nickel
W=Matte Tin over nickel
Y=Bright Tin over Nickel
F= Gold Flash, Matte Tin 100µ"
A=Gold 3µ"
B=Gold 3µ"
D= Gold 5µ"
- Color: BK=Black
5. Contact Plated:
I=Gold 1µ"
G=Gold 10µ"
J=Gold 10µ"
L=Gold 15µ"
M=Gold 15µ"
U=Gold 30µ"
V=Gold 30µ"
- Special Options:
B=Tube
C=Tray
E=Cap+Reel
F=Cap+tube
G=Cap+tray
H=Cap+bag
N=Tap&reel



东莞市震升电子有限公司
DONG GUAN ZHEN SHENG ELECTRONICS CO., LTD

BOM	1:LH21N-50BRH0C8	PART NO.	LH21X-XXSSBKX000X	X	.XX	.XXX
	2:SQ0.50-8-2-C-12	DRAWING NO	ZS-10019-N	±0.30	±0.20	±0.1
	3:LH21N-BKES08	DRAWN BY	Deng jin quan	EDITION:A1	ITEM: LH21	SCALE:1:1
TEL:0769-85305015 FAX:0769-85845060		APPROVAL BY	Chen xiao guang	2022-11-30	2022-12-01	UNIT:M.M