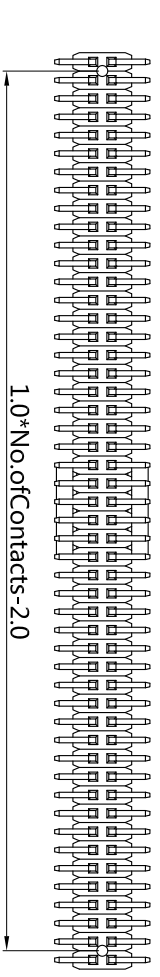
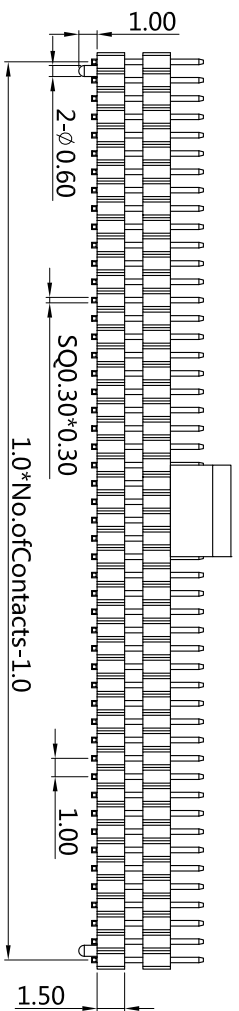
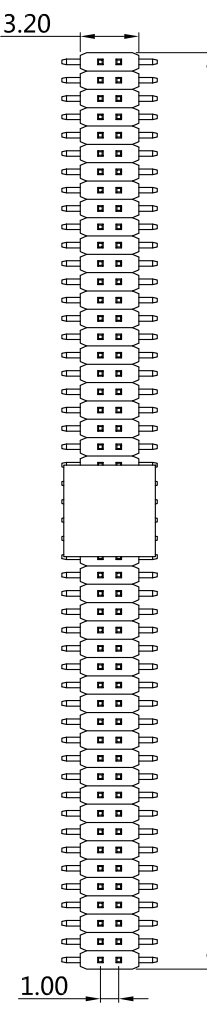
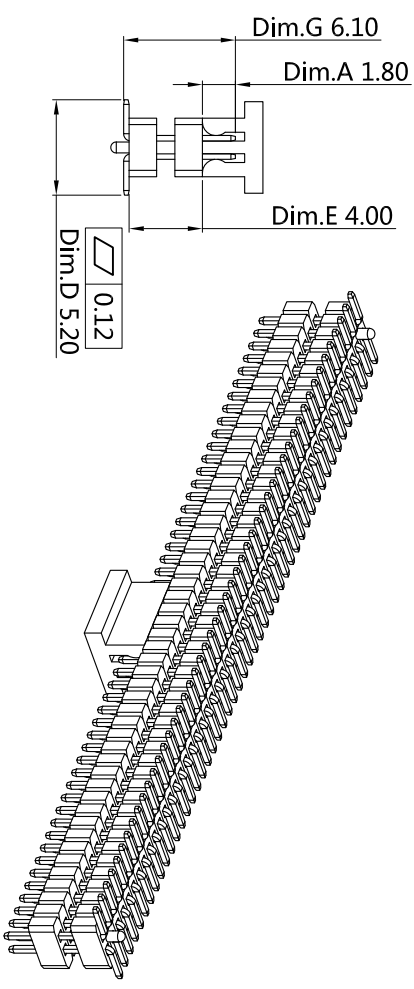


1	2	3	4	5	6	7	8
---	---	---	---	---	---	---	---


1.0\*No.of Contacts/2±0.30



Current Rating: 1 Amps  
 Insulator Resistance: 1000 Megohms min  
 Dielectric Withstanding: AC 300V  
 Contact Resistance: 20mΩ MAX  
 Operation Temperature: -40~+105°C  
 Max processing temp: 230°C for 60seconds  
 Max processing temp: 260°C for 10seconds  
 Contact Material: Brass  
 Insulator material: Standard: Polyester, UL 94V-0  
 Standard: PA6T  
 Finish: Tin Gold Plated  
 Standard: Gold Flash all over



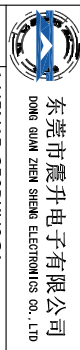
Recommended P.C. Board  
SMD Layout



H5 X 15 - 2 XX D1 BK X D00 X

1. Insulator material: 5. Contact Plated: 6. Special Options

- N=PA6T T=Matte Tin over Nickel I=Gold 1μ"
- L=LCP P=PA9T W=Matte Tin over nickel 150μ" E=Gold 5μ"
- 2. Circuits:2-50 PIN Y=Bright Tin over Nickel G=Gold 10μ"
- 3. Tail Style: F=Gold Flash, Matte Tin 100μ" J=Gold 10μ"
- D1=SMT+Pillars A=Gold 3μ" L=Gold 15μ"
- 4. Color: B=Gold 3μ" M=Gold 15μ" U=Gold 30μ"
- BK=Black D=Gold 5μ" V=Gold 30μ"



东莞市震升电子有限公司  
DONG GUAN ZHEN SHENG ELECTRONICS CO., LTD

BOM	1:HSN15-250BKHC4	DRAWING NO	ZS-00241-P	EDITION:A1	ITEM: H5
	2:SQ0.30-7.9-X-C12	DRAWN BY	Deng jin quan	2021-12-22	SCALE:1:1
	3:HSN-CAP-H0-C4	APPROVAL BY	Chen xiao guang	2021-12-23	UNIT:M.M

PART NO.	H5X15-2XXD1BKXD00E	X	.XX	.XXX
DRAWING NO	ZS-00241-P	±0.30	±0.20	±0.1
DRAWN BY	Deng jin quan	2021-12-22	SCALE:1:1	
APPROVAL BY	Chen xiao guang	2021-12-23	UNIT:M.M	

1	2	3	4	5	6	7	8
---	---	---	---	---	---	---	---