

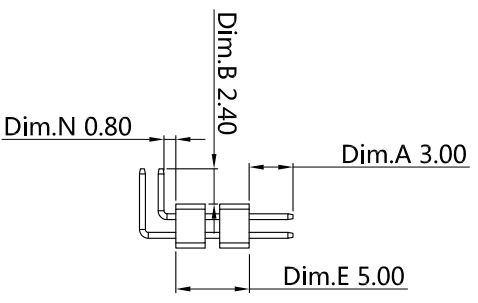
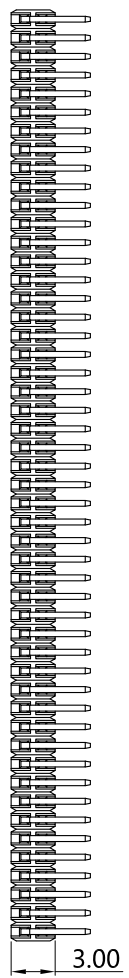
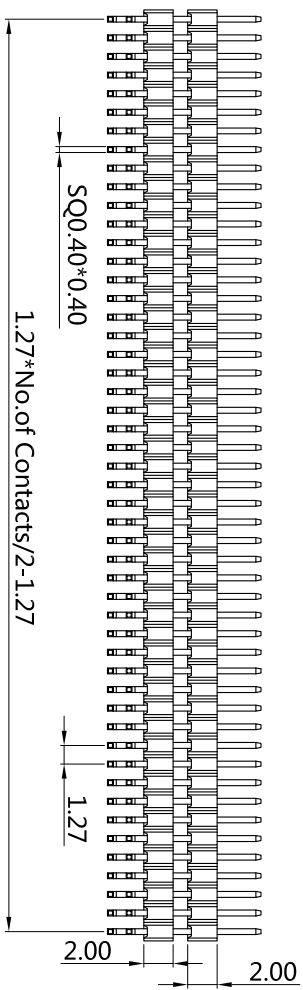
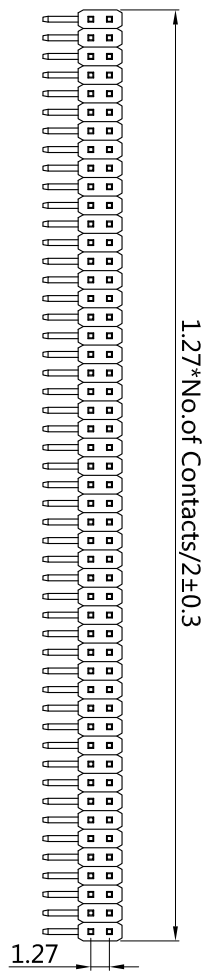


A



H3 X 20 - 2 XX R0 BK X D00 X

1. Insulator material: 5. Contact Plated:

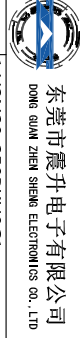
- N=PA6T T=Matte Tin over Nickel
- L=LCP P=PA9T W=Matte Tin over nickel 150μ"
- 2. Circuits:2-50 PIN Y=Bright Tin over Nickel
- 3. Tail Style: F= Gold Flash, Matte Tin 100μ"
- 4. Color: R0=Right angle A=Gold 3μ" J=Gold 10μ" L=Gold 15μ"
- BK=Black D=Gold 5μ" V=Gold 30μ" Matte Tin 100μ"

6.Special Options

- I=Gold 1μ" E=Gold 5μ" Matte Tin 100μ"
- G=Gold 10μ" J=Gold 10μ" Matte Tin 100μ"
- M=Gold 15μ" U=Gold 30μ" Matte Tin 100μ"
- V=Gold 30μ" Matte Tin 100μ"

7. Packing:

- A=Bag B=Tube
- D=Small box E=Cap+Reel



东莞市震升电子有限公司
DONG GUAN ZHEN SHENG ELECTRONICS CO., LTD

BOM	1: H3N20-250BKHC1	DRAWING NO	ZS-00065-P	EDITION: A1	ITEM: H3
	2: SQ0.4-12/14.5-X-C12	DRAWN BY	Deng jin quan	2021-12-25	SCALE: 1:1
	3:	APPROVAL BY	Chen xiao guang	2021-12-27	UNIT: M.M

PART NO.	H3X20-2XXR0BKXD00X	X	.XX	.XXX
DRAWING NO	ZS-00065-P	±0.30	±0.20	±0.1
DRAWN BY	Deng jin quan	2021-12-25	SCALE: 1:1	UNIT: M.M
APPROVAL BY	Chen xiao guang	2021-12-27		