
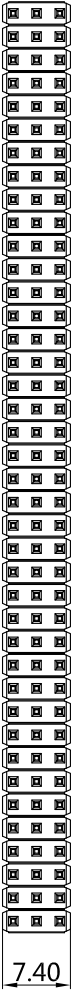
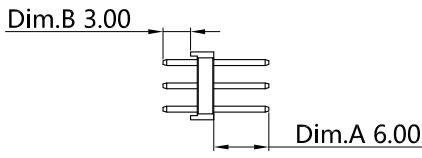
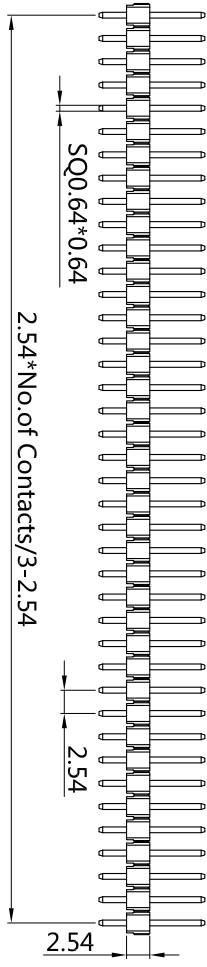
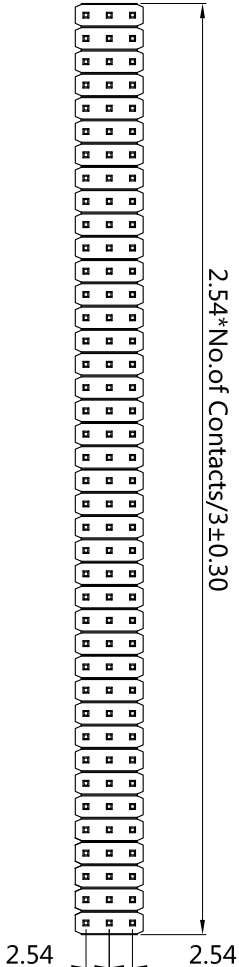
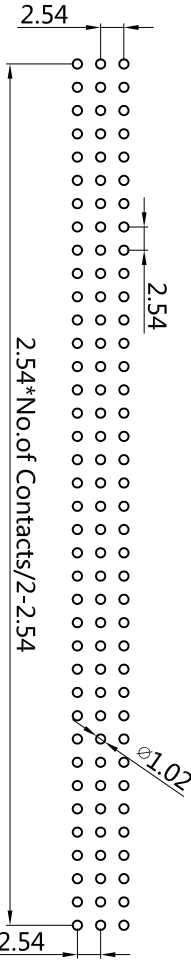


1	2	3	4	5	6	7	8
---	---	---	---	---	---	---	---



Recommended P.C. Board
SMD Layout



H1 X 25 - 3 XX S0 BK X 000 X

(RoHS Compliant)

1. Insulator material:

A=PBT N=PA6T
L=LCP P=PA9T

T=Matte Tin over Nickel
W=Matte Tin over nickel 150μ"
Y=Bright Tin over Nickel

I=Gold 1μ"
E=Gold 5μ"
G=Gold 10μ"

7. Packing:
A=Bag
B=Tube

2. Circuits:1-40 PIN

F=Gold Flash, Matte Tin 100μ"
A=Gold 3μ"
B=Gold 3μ"

J=Gold 10μ"
L=Gold 15μ"
M=Gold 15μ"

C=Tray
E=Cap+Reel

3. Tail Style:
S0=180°

C = ordinary gold plating
D = Gold 5μ"

V=Gold 30μ"
Matte Tin 100μ"

4. Color:
BK=Black



东莞市震升电子有限公司
DONG GUAN ZHEN SHENG ELECTRONICS CO., LTD

PART NO.	H1X25-3XXS0BKX000X	X	.XX	.XXX
DRAWING NO	ZS-10047-P	±0.30	±0.20	±0.1
DRAWN BY	Deng Jin Quan	EDITION:A1	ITEM: H1	SCALE:1:1
BOM	1:H1N25-340BKHC4			
	2:SQ0.64-11.6-X-C12			
	3:			

TEL:0769-85305015	FAX:0769-85845060	APPROVAL BY	Chen xiao guang	2021-12-28	UNIT:M.M
-------------------	-------------------	-------------	-----------------	------------	----------