
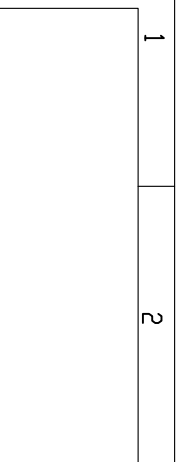

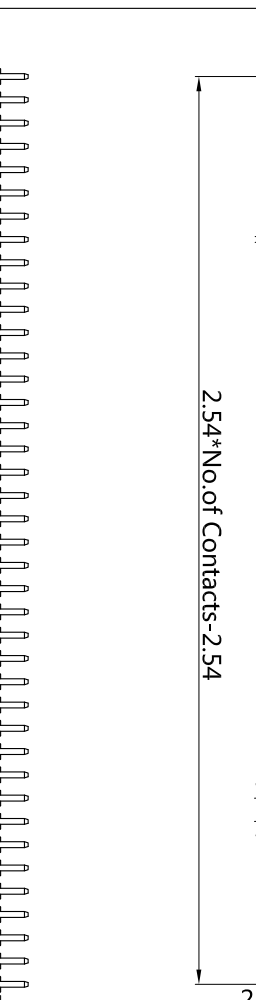
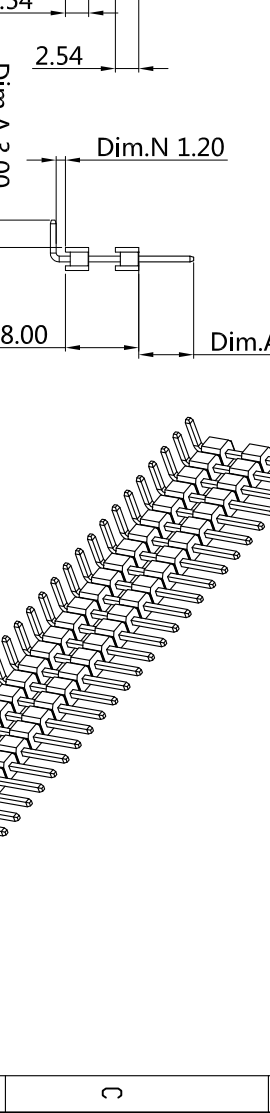
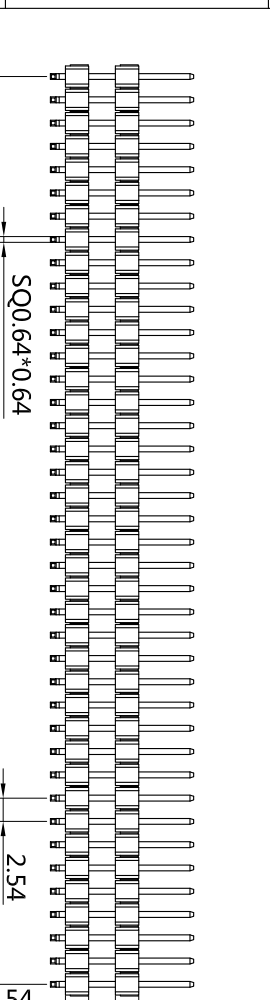
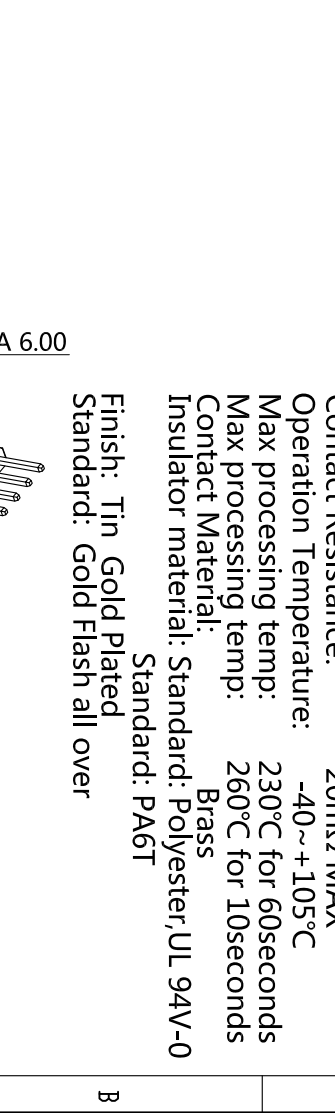
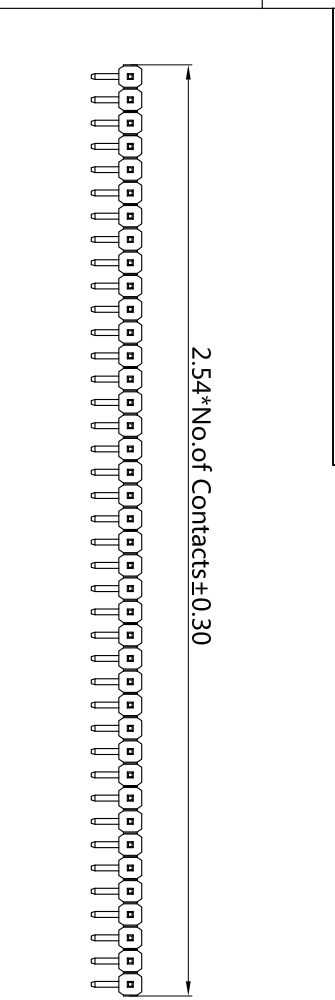


1 2 3 4 5 6 7 8



Current Rating: 3 Amps
Insulator Resistance: 1000 Megohms min
Dielectric Withstanding: AC 500V
Contact Resistance: 20mΩ MAX
Operation Temperature: -40~+105°C
Max processing temp: 230°C for 60seconds
Max processing temp: 260°C for 10seconds
Contact Material: Brass
Insulator material: Standard: Polyester, UL 94V-0
Standard: PA6T
Finish: Tin Gold Plated
Standard: Gold Flash all over



1. Insulator material: 5. Contact Plated:
A=PBT N=PA6T T=Matte Tin over Nickel
L=LCP P=PA9T W=Matte Tin over nickel 150μ"
2. Circuits:1-40 PIN Y=Bright Tin over Nickel
3. Tail Style: F= Gold Flash, Matte Tin 100μ"
R0=90° A=Gold 3μ"
4. Color: B=Gold 3μ", Matte Tin 100μ"
BK=Black C = ordinary gold plating
D = Gold 5μ"
V=Gold 30μ"

6.Special Options

7. Packing:
A=Bag B=Tube
C=Tray E=Cap+Reel

1. Insulator material: 5. Contact Plated:
A=PBT N=PA6T T=Matte Tin over Nickel
L=LCP P=PA9T W=Matte Tin over nickel 150μ"
2. Circuits:1-40 PIN Y=Bright Tin over Nickel
3. Tail Style: F= Gold Flash, Matte Tin 100μ"
R0=90° A=Gold 3μ"
4. Color: B=Gold 3μ", Matte Tin 100μ"
BK=Black C = ordinary gold plating
D = Gold 5μ"
V=Gold 30μ"

6.Special Options

7. Packing:
A=Bag B=Tube
C=Tray E=Cap+Reel

H1 X 25 - 1 XX R0 BK X D00 X

1 2 3 4 5 6 7

Recommended P.C. Board SMD Layout

2.54

2.54*No.of Contacts-2.54

±0.102

| | | | | | | |
|--|-----------------------|--------------------|--------------------|------------|------------|----------|
| <p>东莞市震升电子有限公司 DONG GUAN ZHEN SHENG ELECTRONICS CO., LTD</p> | | PART NO. | H1X25-1XXR0BKXD00X | .X | .XX | .XXX |
| BOM | 1:1H1N25-140BKHOCL | DRAWING NO | ZS-00149-P | ±0.30 | ±0.20 | ±0.1 |
| | 3:2:SQ0.64-19.4-X-C12 | DRAWN BY | Deng Jin Quan | ±0.30 | ±0.20 | ±0.1 |
| | | APPROVAL BY | Chen xiao guang | ±0.30 | ±0.20 | ±0.1 |
| | | | | 2021-12-26 | 2021-12-28 | UNIT:M.M |

TEL:0769-85305015 FAX:0769-85845060